

PEX1PCI1

PCI Express to PCI Adapter Card

Installation Guide


Packaging Contents

- 1 x PEX1PCI1 adapter card
- 1 x Spare Standard PCIe bracket
- 1 x Installation Guide

System Requirements


- PCI Express enabled computer system
- Microsoft Windows® 2000 or later

Installation



Note: If the spare PCIe bracket is used, the bracket on the PCI card must be removed. Full profile PCI cards may not fit in the system.

1. Insert the low profile PCI card into the white PCI Slot connector on the top of the adapter card.



Warranty Information


This product is backed by a one year warranty.

In addition, StarTech.com warrants its products against defects in materials and workmanship for the periods noted, following the initial date of purchase. During this period, the products may be returned for repair, or replacement with equivalent products at our discretion. The warranty covers parts and labor costs only. StarTech.com does not warrant its products from defects or damages arising from misuse, abuse, alteration, or normal wear and tear.

Limitation of Liability

In no event shall the liability of StarTech.com Ltd. and StarTech.com USA LLP (or their officers, directors, employees or agents) for any damages (whether direct or indirect, special, punitive, incidental, consequential, or otherwise), loss of profits, loss of business, or any pecuniary loss, arising out of or related to the use of the product exceed the actual price paid for the product. Some states do not allow the exclusion or limitation of incidental or consequential damages. If such laws apply, the limitations or exclusions contained in this statement may not apply to you.

2. Install the adapter card into the motherboard PCIe x1 slot.



Note: PCIe slots are backwards compatible with smaller PCIe cards, so a x4 or greater slot can be used.

3. Connect the 4 pin power connector to the computer power supply.
4. Power on the computer and load the operating system.

Note: No drivers are needed to install the adapter card. It only acts as a bridge adapter for the PCI card.

Specifications

Bus Interface	PCI Express 1.0a (Host) PCI rev 2.2 (Device)
Chipset ID	Pericom PI7C9X110BNBE
PCI Card Bus	32-bit, 33 MHz
Power Connector	4-pin LP4 Molex
Operating Temperature	0 - 85°C
Operating System Support	Windows® 2000/XP/Vista