

## HL 225 PPB

21.5" / 54,61cm Diagonal  
LED Backlight – Format 16:9

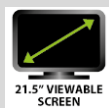
- 21,5" 16:9 LED Backlight Monitor
- 1920 x 1080 WUXGA Resolution
- Full HD 1080P
- 5ms Fast Response Time
- Input: display port+VGA
- Built-In Stereo Speakers
- Tilt and Wall-Mountable (VESA)
- Low Power Consumption
- Multi-Video Modes
- ECO Friendly



21.5" / 54,61 cm

Part. No.: HL 225 PPB

### SIZE, RESOLUTION

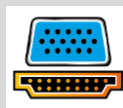


21.5" 54,61 cm  
16:9 Aspect Ratio



Full HD  
1920 x 1080

### CONNECTIVITY, SPEAKER



DP  
VGA



Built-In  
Stereo Speaker

### RESPONSE TIME, VESA



5 msec

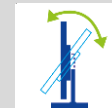


VESA  
Wall-Mountable

### ERGONOMIC FEATURES



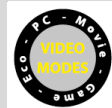
Eco  
Friendly



Tilt



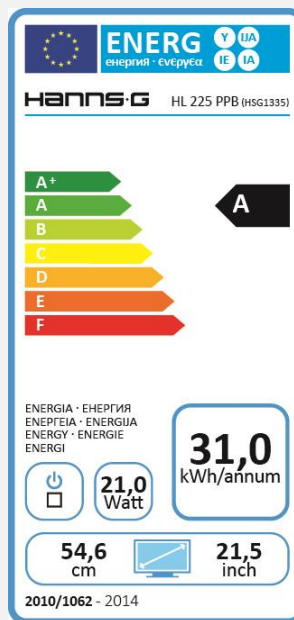
Low  
Power  
Cons.



Video  
Modes


Display Size	54,61 cm / 21.5" Diagonal
Panel Type	TFT – LED Backlight
Aspect Ratio	16:9
Resolution (H x V)	1920 x 1080 Full HD
Brightness	250cd/m <sup>2</sup>
Contrast (Typ.)	1.000:1 (Typical)
Contrast (Active)	80.000.000:1 (Active)
Viewing Angle L/R; U/D	170° H / 160° V (CR >10)
Response Time	5 msec (typ)
Pixel Pitch	0,248 (H) x 0,248 (V) mm
Panel Surface	Anti-Glare
Display Colors	16.7M Colors
Horizontal Frequency	30 ~ 83 kHz
Vertical Frequency	56 ~ 75 Hz
Max Display Frequency	1920 x 1080 @ 60Hz
Input 1	D-Sub (VGA)
Input 2	Display Port
Input 3	-
Speakers	1.5W x 2
Power Consumption	On: 21W; Stand-by: 0,36W; Off: 0,26W
AC Power Range	AC 100 ~ 240 Volt; 50 ~ 65 Hz
Product Dimensions	511 x 184 x 375 mm (W x D x H)
Packing Dimensions	563 x 101 x 428 mm (W x D x H)
Net / Gross Weight	3.4 Kgs / 4.5 Kgs (±0.3KG)
Bezel & Color Plan	Front Bezel, Rear Cover, Arm & Base : Texture

VESA Mounting	100 x 100 mm
Monitor Stand	Regular Stand
Tilt / Kensington Lock	-5° ~ +20° / Yes
Pivot / Swivel	No / No
Controls	Menu, +, -, Auto, Power
Color	Warm, Nature, Cool, User Mode
Preset Mode	PC, Movie, Game Modes
On Screen Display	11 OSD Languages
Carton Box	Brown Box
Accessory	Power Cable (1,5m); VGA Cable (1,5m); Warranty Card; Quick Start Guide



Supplier's Name	HANNSpree
Model Name	HL225PPB
Energy Efficiency Class	A
Screen Size (Centimetres)	54,61
Screen Size (Inches)	21,50
On mode power Consumption (W)	21
Annual Energy Consumption* (kWh)	31
Standby-mode Power Consumption (W)	0,36
Off-mode Power Consumption (W)	0,26
Screen Resolution	1920 x 1080

PART. NO.:  
HL 225 PPB



4 711404 021497 >

2010/1062 - 2014

\* Energy consumption XYZ kWh per year, based on the power consumption of the television operating 4 hours per day for 365 days. The actual energy consumption will depend on how the television is used.